

A Snapshot of Women in the Law in the Year 2000

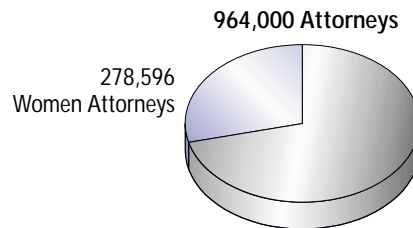
A Snapshot of Women in the Law in the Year 2000 provides an overview of the status of women in all sectors of the legal profession. Using the most current statistics on women in the law, it provides a clear assessment of where women lawyers stand as we enter the new millennium.

Women in the Legal Profession

Where Do Women Practice Law as Compared to Men?¹

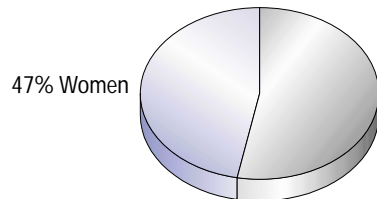
	Women	Men ²
Private Practice	71%	75%
Judiciary	2%	2%
Government	11%	7%
Private Industry/ Association	10%	9%
Legal Aid or Public Defender	2%	1%
Education	1%	1%
Retired or Inactive	3%	6%

Women Comprise 28.9% of all U.S. lawyers³

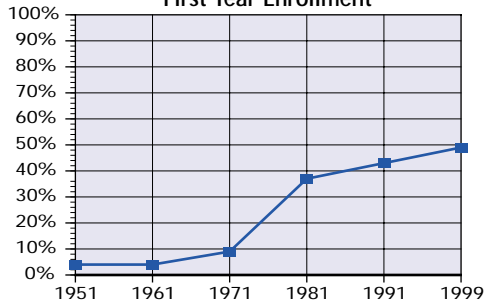


Women in Law School

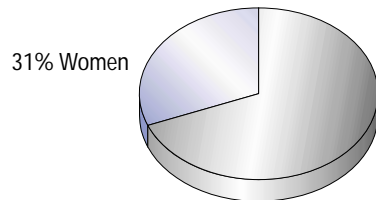
Students⁴



First Year Enrollment⁴



Faculty⁵

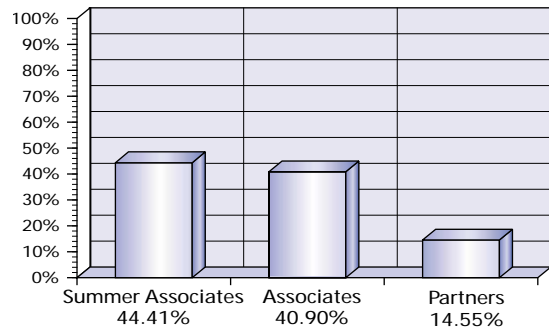


Faculty and Administration

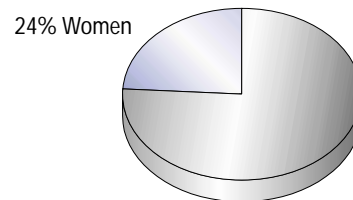
Deans	10.4%
Tenured Faculty	6.4%
Full Time Professors	20.7%
Associate Professors	45.3%
Assistant Professors	51.9%

Women in Private Practice

Women in Law Firms Nationwide⁶

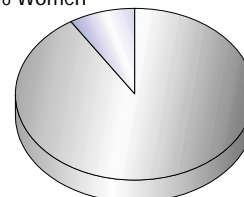


Solo Practitioners⁷



Women in Corporate America⁸

9% Women

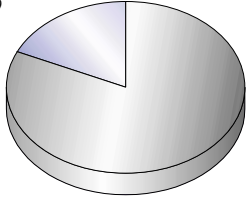


44 Women Hold General Counsel Positions at Fortune 500 Companies

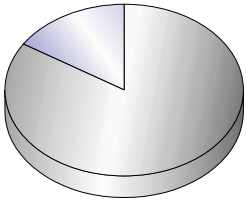


Women in the Judiciary

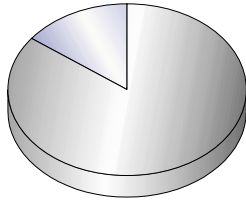
Two of nine U.S. Supreme Court Justices⁹



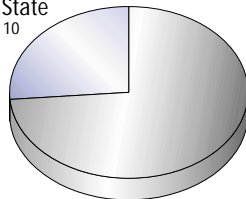
16% of U.S. Circuit Court Judges⁹



14.8% of U.S. District Court Judges⁹

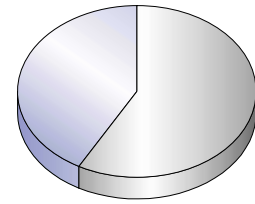


26.3% of Justices on State Courts of Last Resort¹⁰



Women in Government

Women Comprise 41.9% of Legal Aid Attorneys and Public Defenders¹¹

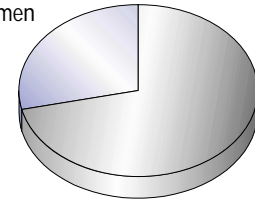


Women in the ABA¹²

Total Membership
404,698

28.5% Women

115,498
Women
Members



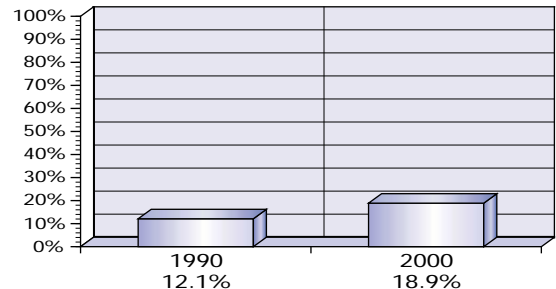
Women Presidents of the ABA:

First – Roberta Cooper Ramo (1995-96)
Second – Martha W. Barnett (2000-01)

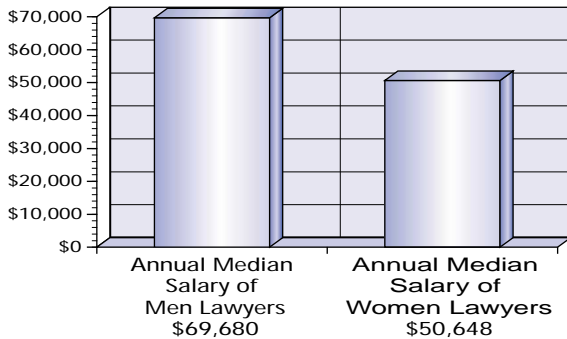
Board of Governors¹³

The Board of Governors has 37 members;
7 are women.

Women Comprise 18.9% of the ABA Board of Governors.
10 years ago they made up 12.1% of the Board of Governors.



Salary/Pay Equity Information¹⁴



The Annual Median Salary of Women Lawyers is 73% of Men's¹⁴

1. Carson, Clara N. *The Lawyer Statistical Report: The U.S. Legal Profession in 1995*. Chicago: The American Bar Foundation, 1999.

2. Percentage may total more than 100 due to rounding.

3. United States Department of Labor, Bureau of Labor Statistics, 1999.

4. *First Year Enrollment in ABA Approved Law Schools 1947-1999*. American Bar Association Legal Education. www.abanet.org/legaled/femstats.html

5. White, Richard. Association of American Law Schools 1998-99 Statistical Report on Law School Faculty and Candidates for Law Faculty Positions. www.aals.org/statistics/rpt9899w.html.

6. *Women and Minorities at Law Firms- 1998*. National Association for Law Placement, Trends. www.nalp.org/Trends/minorwom98.htm.

7. Carson, Clara N. *The Lawyer Statistical Report: The U.S. Legal Profession in 1995*. Chicago: American Bar Foundation, 1999.

8. *Top In-House Women Gain Ground*. The Corporate Counselor Newsletter: September 1999. www.ljx.com/newsletters.

9. Supplied by the Federal Judicial History Office for 1999.

10. *Women Justices Serving on State Courts of Last Resort and Inter-mediate Appellate Courts, 1999*. National Center for State Courts, 1999.

11. Carson, Clara N. *The Lawyer Statistical Report: The U.S. Legal Profession in 1995*. Chicago: American Bar Foundation, 1999.

12. American Bar Association Membership and Marketing, 1999.

13. *Goal IX Update: An Annual Report on Women's Advancement into Leadership Positions in the American Bar Association*. American Bar Association Commission on Women in the Profession, 2000.

14. *Paycheck Check-Up 2000*. womenCONNECT.com, 1999. www.womenconnect.com/LinkTo/pc2000.htm.